



GWRRA CHAPTER WA-A SEATTLE, WA



Periodic News Letter
March 2022
www.gwrra-waa.org



Chapter Director



Something from the road!



Our February meeting and the March Chapter V/Chapter A meeting-social were both well attended with 20+ attendees. At our February meeting we had two new prospective members attend.

We had 6 bikes on the Issaquah Puppy Ride that occurred after our February meeting.

The New Chapter V/A meeting-social on the 1st Sunday of the month @ 9 AM is turning into an excellent riding opportunity. We had 10 bikes on our Reverse Issaquah Puppy ride after the meeting on the 6th of March.

In good for those wishing to go on a longer ride Chapter X(Vancouver) has added a meeting on the 1st Saturday of the month. Mike and I joined then for their first meeting at the new date/time @ the Peachtree Restaurant in Vancouver, WA.

Weather permitting we will have a ride out to the Ocean Shores Clam Festival on March 19th. Chapter E is having their 'Surf Watch' that weekend which I have been informed is basically hanging out and eating crab and clams @ the Ocean Shores Clam Festival. We will be lunching at Moby Dicks.

I'm still looking for signs of clear roads east of the mountains so we can squeeze in a Pie Run out to Liberty Cafe.

Those looking to attend the District Rally in Cashmere(July 14-16) should get their per-registrations in as soon as possible so can plan for how many people are attending.

Our next meeting will be Saturday March 26th @ 8 AM. Our next social will be Chapter V's meeting on April 3rd @ 9 AM. Both will be held at the Golden Steer in Kent.

Last but not least..we have a maintenance day @ Don Hatley's after our meeting on the 23rd of April. Those planning to attend should drop me an email if they are planning to attend and also whether or not they will be in need of a lift.

Happy Riding!!
Harry Rossignol



Don't forget! Saturday **March 26th** is our Chapter "A" monthly meeting at the Golden Steer Restaurant. Breakfast starting at **8:00am** with meeting following at **9:00**. **Usually a ride after.....**

---- *"Yes a Breakfast Meeting" ----* **With the King County Covid-19** restrictions in Phase (3) three, the Golden Steer can now hold a group up to (24 people) in our meeting room.

Hope to see you there!



23826 104th Ave SE, Kent, WA 98031.

(Have you checked out the **Chapter "A" Website** lately? Our Webmaster works on it almost daily, Check it out). gwrra-waa.org ***Come on out and join in!***

-----Don't miss the fun-----

Harry Rossignol
Chapter "A" Director
harrywr2@comcast.net

Assistant Director (ACD) – March 2022



Looking through the Windshield:

Boy this year is already moving along! Our February meeting is history with 20 members and guests in attendance enjoying each others company with great conversation and planning for future rides and events.



Harry led a very nice ride after the meeting.....

Then on March 6th (There's never enough "Fun") we attended the Chapter "V" monthly meeting at the Golden Steer, and enjoyed another great breakfast.



It was a very nice meeting with Jeff at the helm.



A very nice ride was enjoyed after the meeting.....



*Take the time to attend other Chapter meetings and functions! You won't regret it.....**Don't miss the Fun.***

Chapter "A" is in its 42nd year in 2022

Don Hatley
Chapter "A" ACD
[**dhatwaa@comcast.net**](mailto:dhatwaa@comcast.net)

Chapter Treasurer – March 2022



From the treasurer

There might be another rider in the family. My son Luke took his first riding course a couple weeks ago. He already invested in some nice riding boots. He's now hunting for a bike to purchase. He doesn't have lots of money to spend on it so we have both been watching for a used bike with an engine larger than a 250 but no more than a 650 and also something that you can still buy parts for. It's been slim pickings so far but maybe things will pick up when the weather warms up a bit more.

I checked my records and I hadn't done any fluid maintenance since sometime in 2020, so this past week has been spent putting in new fluid in the brakes and the clutch (I had forgotten what a PITA it is to get to the clutch bleeder valve), changing the oil and now putting in new coolant. I know we have a maintenance day coming up, but I also knew I couldn't get all that done in a day. I expect to still have something to do for maintenance day but I'm not sure we'll be around. Our next grandchild will be born in early April and we'll be heading up to Anchorage to help our daughter and her husband adjust to their second child. Tristen is 3 now and seems to be excited that he'll be getting a brother but we'll see how it goes once he's no longer the center of attention!

That's all for now!



Charlie Butters / Treasure



March 2022

Hi guys. In the middle of February Harry and I were at a chapter gathering and a few folks were curious about a certain subject. So curious that they asked the Chapter Director to crack open the magazine and canvass the gathering. Apparently there was a short blurb in the February Wing World magazine in the TECH section.

Here is what it said: *"BRAKES • Brake fluid: Replace every 2 years regardless of mileage. Replace every year if you have ABS (factory recommendations) Tip: Replace brake bleeders with speed bleeders and brake bleeding will be a 10-minute easy job. Clutch fluid (brake fluid is used here): Replace every 2 years, regardless of mileage. (Tip: Speed bleeder makes this a 5-minute easy job.)"*

The specific questions were; "Do they work?" "How do they work?" "How much do they cost?" Of course I opened my big mouth and then someone asked if I recommended them. Also, do they work in four wheeled vehicles.

I'm here to tell you that they do work. They are about \$7.00 to \$10.00 each. You can buy them online at Auto Zone or NAPA. And they do work in four wheelers. And yes, I do recommend them and I have installed them on six or seven motorcycles and a GMC pick-up truck. But, the Wing World article is a bit misleading. It will take you much longer than 5 minutes to bleed your brakes. Speed Bleeders are a definite labor saving device but they are not magic.



This is what a Sped Bleeder looks like externally and internally.

Externally you can distinguish it as a Speed Bleeder by a brass insert at the nipple. Normal bleeders do not have the brass insert. That insert is what holds the spring and check ball in place.

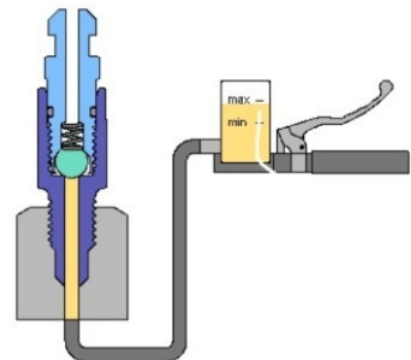
Once a Speed Bleeder is installed, bleeding your brakes is a one person operation. To bleed, loosen the bleeder 1/4 turn. Fluid will not leak from the bleeder because of the spring loaded check ball keeping the port closed. Pressure applied by the master cylinder will off-seat the ball and allow air and fluid to pass. Put a hose on the bleeder (preferably a clear hose) that will extend into a catch receptacle.

Squeeze the brake handle or depress the brake pedal. It generally takes about 5 pumps to purge each caliper or wheel cylinder. When bubble free fluid is evident you close the Speed Bleeder screw. In the closed position it works just like your stock bleeder screw and prevents any brake fluid from leaking out.

You will find that speed bleeders come in many different diameters, thread pitches lengths. It is up to the installer to know what bleeder to buy and use.

All the bleeders that I have replaced were all 8 x 1.25 mm in size. The calipers and clutch cylinder have all been the medium length bleeders except for the GL1500. You need a long bleeder for the clutch.

When it comes to motorcycles that have been triked, you will have to remove a bleeder screw and check it's physical size.



Mike Briese

WA-A Webmaster/Membership Enhancement Coordinator



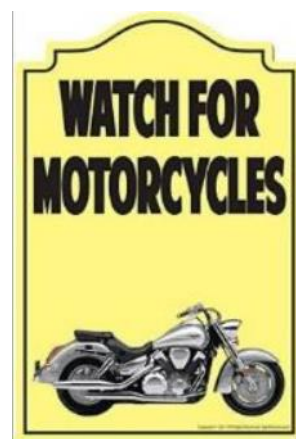
Rider Education –

Motorcycle Awareness -

and other interesting

information is available with Washington District and National activities in the Washington District Newsletter @


<http://www.gwrra-wa.org/>



Rider Education

Motorcycle Awareness March 2022

Chapter Stores



The full stores inventory is on the Chapter Website:



Don Hatley
Stores Manager
dhatwaa@comcast.net

Chapter Sunshine / Greeters



March Birthdays

2nd Patty Johnson
2nd Don Hatley
20th Joanne Beard
26th Joe Ennaro

March Anniversaries

9th Dick & Giseal Jones
29th Bill & Terri Holt

Chris & Patty Johnson
Sunshine / Greeters

WA"A" Activities



5 Aces Ride

Upcoming events

April 23rd – Chapters “A” & “V” Maintenance Day & **BBQ**
(Please RSVP to Chapters A or V CD's due food & if you require a lift?)

April 30th – Chapter “A” 5 Aces Ride

May 27th – 30th Chapter “L” Desert Spring Fling

June 28th-July 2nd **Wing Ding 43 @ Shreveport, Louisiana**

July 14th-16th **Washington District Rally** @ Cashmere, WA.

July 30th – Chapter “A” 5 Aces Ride

October 29th – Chapter “A” 5 Aces Ride

WA"A" Activities the 5 Aces Ride

Hello All GWRRA members and Chapters

At Chapter “**A**” We’ve noticed that there are some lonely Saturdays out there. Outcasts, if you will. Four months each year have an additional 5th Saturday with no chapter meetings or scheduled events. No guidance, and more importantly, “**No Ice Cream**”. Well here at Chapter “**A**” we want to do something about it! Come ride with us, on these 5th Saturdays of the month and **we will buy you a cone**. The destinations are going to be forthcoming. We are not really sure. Did I mention that there will be ice cream and riding involved. More to follow!

Harry Rossignol, Chapter “A” Director

Flyers for the above events can be found on the Chapter “A” website.

gwr-ra-waa.org



Motorcycles and / or Parts Buy / Sale

Adds will be listed for three (3) months or until sold!

GWRRA Members Adds Free!

For Sale

WANTED / To Buy





Chapter WA "A" Officers and Staff

Harry Rossignol – Chapter Director (CD)

Don Hatley – Assistant Chapter Director (ACD)

Don Hatley – Newsletter Editor

Charlie Butters – Treasurer

Mike Briese – Membership Enhancement Coordinator (MEC)

Mike Briese - Webmaster

Don Hatley – Stores Manager

Bill Holt – Phone Tree Coordinator

Open – Face Book Coordinator

Chris & Patty Johnson – Greeters, and Sunshine Person

The Chapter has several positions open and is looking for members with great ideas to fill them!

-Open – Assistant Chapter Director (ACD)

-Open – Ride Coordinator

-Open – Newsletter Editor

-Open – Activity Coordinator (Monthly Activities)

-Open – Technical Coordinator (Goldwing Maintenance Information)

-Open – Chapter Historian

-Open – Ways & Means Coordinator – Conducts 50/50 drawings, door prize etc.

----- So step forward, "volunteer" to have more fun and have your ideas enjoyed by everyone! -----

WASHINGTON CHAPTER GATHERINGS

Chapter	City /Mascot	Chapter Director	Meeting Date/ Time	Location
WA-A	Seattle Apes	Harry Rossignol Phone: (425)351-9481 ACD: Don Hatley	4th Saturday Breakfast @ 8:00 AM Gathering @ 9:00 AM	Golden Steer Restaurant 23826 104th Ave SE Kent, WA 98031
WA-E	Bellevue Eagles	Ron & Lana Peck Phone: (425)908-7321	3rd Saturday Breakfast @ 9:30 AM Gathering @ 10:00 AM	Kenmore Lanes 7638 NE Bothell Way Kenmore, WA 98028
WA-I	Olympia Cow	Ray Abitz Phone: (360)790-2832 ACD: Ron Wolf	3rd Sunday Breakfast @ 8:00 AM Gathering @ 8:30 AM	VFW On Martin Way 2902 Martin Way E. Olympia, WA 98506
WA-L	Kennewick Looney Tunes	Gary Dumas Phone: (509) 551-6133 ACD: Tom Denny (509) 582-8779	2nd Saturday Breakfast @ 8:00 AM Gathering @ 9:00 AM	Sterling's Restaurant 2500 Queens gate Drive Richland, WA 99352
WA-N	Spokane Wing Nuts	Don & Hope Sundahl Phone: (509)993-5501	3rd Saturday Breakfast @ 8:00 AM Gathering @ 8:30 AM	Golden Corral Buffet 7717 N Division St Spokane, WA 99208
WA-O	Port Orchard Orca	Ken & Tami Smith Phone: (360)440-6357 ACD: Jack Davies	3rd Saturday Breakfast @ 8:00 AM Gathering @ 9:00 AM	Everybody's Restaurant 4215 SE Mile Hill DR Port Orchard, WA 98366
WA-R	Walla Walla Road Runner	Pat & Von Webb Phone (509)522-2320 ACD:	1st Saturday Breakfast @ 9:00AM Gathering @ 10:00 AM (Winter Hours)	Clarette's Restaurant 15 S Touchet St. Walla Walla, WA 99362
WA-V	Auburn Frog	Jeff & Cindy Duffield Phone: (253) 293-0744	1st Sunday Breakfast @ 9:00 AM Meeting @ 10:00 AM	Golden Steer Restaurant 23826 104 th Ave SE Kent, WA 98031
WA-X	Vancouver Phoenix	David Van Nice Phone: (360) 891-6889	4 th Tuesday Dinner @ 5:30 PM Gathering @ 6:00 PM	Benny's Rod & Custom Pizza 4219 N.E. St Johns Rd. Vancouver, WA 98661
WA-Z	Centralia Chickens	Patrick & Ruth Allison Phone: (360)266-8418	2nd Saturday Breakfast @ 8:30 AM	Ramblin Jacks Ribeye 1336 Rush Rd Chehalis, WA 98532 Ext 72

Our Sponsors:



Zach Steele, PT, DPT, OCS, CKTP
Clinic Director
Physical Therapist
Certified Orthopedic Clinical Specialist



Covington
16720 SE 27th St., Suite 200
Covington, WA 98042
(253) 630-6600
FAX (253) 630-6438
zsteele@outpatientpt.com

Outpatient Physical Therapy
www.outpatientpt.com



Bill Maney
General Manager

253.473.0815
253.473.1865
253.473.2724

7627 S. Holmes, Tacoma, WA 98408

California Heat

Heated Clothing

251 E Vine Maple Ln
Union, WA 98592

Ron Stull - (360) 490-9199
Katie Stull - (360) 490-5419

www.californiaheatllc.com
info@californiaheatllc.com



Gary Seith gary@cyclemaxohio.com
330-225-1169 www.cyclemaxohio.com
Aftermarket & OEM



Greg & Joanne (561) 239-2307
ThEngraver@aol.com (877) 308-8939
www.ThEngraver.com



Tim Lewis
Ph: (775) 852-4066 P.O. Box 18306
Fax: (775) 853-3377 Reno, NV. 89511
Email: Tim@plastex.net
Website - PLASTEX.NET



See our web site for Web Site Links to our sponsors;

[Harry Rossignol](#)

WA-A Chapter Director

harrywr2@comcast.net



March 2022

Hi guys. In the middle of February Harry and I were at a chapter gathering and a few folks were curious about a certain subject. So curious that they asked the Chapter Director to crack open the magazine and canvass the gathering. Apparently there was a short blurb in the February Wing World magazine in the TECH section.

Here is what it said: *"BRAKES • Brake fluid: Replace every 2 years regardless of mileage. Replace every year if you have ABS (factory recommendations) Tip: Replace brake bleeders with speed bleeders and brake bleeding will be a 10-minute easy job. Clutch fluid (brake fluid is used here): Replace every 2 years, regardless of mileage. (Tip: Speed bleeder makes this a 5-minute easy job.)"*

The specific questions were; "Do they work?" "How do they work?" "How much do they cost?" Of course I opened my big mouth and then someone asked if I recommended them. Also, do they work in four wheeled vehicles.

I'm here to tell you that they do work. They are about \$7.00 to \$10.00 each. You can buy them online at Auto Zone or NAPA. And they do work in four wheelers. And yes, I do recommend them and I have installed them on six or seven motorcycles and a GMC pick-up truck. But, the Wing World article is a bit misleading. It will take you much longer than 5 minutes to bleed your brakes. Speed Bleeders are a definite labor saving device but they are not magic.



This is what a Sped Bleeder looks like externally and internally. Externally you can distinguish it as a Speed Bleeder by a brass insert at the nipple. Normal bleeders do not have the brass insert. That insert is what holds the spring and check ball in place.

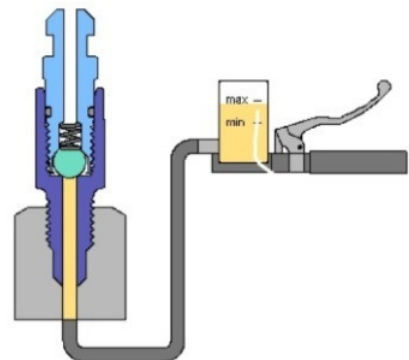
Once a Speed Bleeder is installed, bleeding your brakes is a one person operation. To bleed, loosen the bleeder 1/4 turn. Fluid will not leak from the bleeder because of the spring loaded check ball keeping the port closed. Pressure applied by the master cylinder will off-seat the ball and allow air and fluid to pass. Put a hose on the bleeder (preferably a clear hose) that will extend into a catch receptacle.

Squeeze the brake handle or depress the brake pedal. It generally takes about 5 pumps to purge each caliper or wheel cylinder. When bubble free fluid is evident you close the Speed Bleeder screw. In the closed position it works just like your stock bleeder screw and prevents any brake fluid from leaking out.

You will find that speed bleeders come in many different diameters, thread pitches lengths. It is up to the installer to know what bleeder to buy and use.

All the bleeders that I have replaced were all 8 x 1.25 mm in size. The calipers and clutch cylinder have all been the medium length bleeders except for the GL1500. You need a long bleeder for the clutch.

When it comes to motorcycles that have been triked, you will have to remove a bleeder screw and check it's physical size.



Mike Briese

WA-A Webmaster/Membership Enhancement Coordinator